


# ESE Kongress: Submission Form Preview



## IMPORTANT LEGAL NOTE FOR SPEAKERS

### Upload of papers and presentations – copyright

Please make sure that ...

1. you protect the rights of the owners of the related content,
2. you own the rights of use to publish copyright-protected content,
3. you have fulfilled the obligation to identify any copyright as requested by the copyright owner.

By uploading, ...

- 1) you assert that the use of the paper does not violate the rights or claims of third parties,
  - 2) you grant MicroConsult Academy GmbH, Charles-de-Gaulle-Str. 6, 81737 Munich, and Vogel Communications Group GmbH & Co. KG, Max-Planck-Str. 7/9, 97082 Würzburg (jointly referred to as the organizer of ESE Kongress), the nonexclusive right to use, unrestricted in terms of content, space and time
- ...

- to publish the paper abstract, images, your vita and photo in whole or in part for editorial purposes (e.g. reporting, newsletter) and for marketing the event (e.g. event website, social media, agenda brochure),
- to store presentations digitally in the submitted format (e.g. PowerPoint file, pdf file, video) and to make them available to event attendees, subject to password protection,
- to stream your presentation live during your designated presentation slot and make it available to attendees via Zoom or via a comparable video conference platform (making available to the public); there will be no permanent recording of your presentation with communication to attendees afterwards, and
- to publish your conference paper in the conference proceedings and to make it available to event attendees, subject to password protection.

Your copyright protection remains unaffected by this. The organizer is not permitted to transfer the rights of use to third parties.

If the presentation you give at the conference and/or the paper you provide contains multimedia content (e.g. images, videos) with recognizable persons (e.g. employees), you affirm that these persons have irrevocably consented to the publication and distribution of their image contained in the presentation and/or paper to the extent regulated in these instructions. At the request of the organizer, corresponding declarations of consent shall be submitted.

#### Important note:

When applying as a speaker, you confirm that you have read our [Guidelines for the conference proceedings](#) and agree to submit a **paper for the conference proceedings** according to the specs and deadlines as stated in the guidelines.

Embedded Software Engineering Kongress



## Submission Guidelines

Please use this form to submit a new contribution to the "Embedded Software Engineering Kongress ". This is a five-step process:

1. Please enter the title and the topic of the abstract.
2. Please enter your abstract text.
3. Please enter the author list and contact details.
4. Confirm your submission details and complete the process.
5. Your submission has been completed. You will receive a confirmation email shortly afterwards.

**To start the process, please check title and topic(s) and click *Continue* to upload the document.**

Note on topic selection: Please choose at least 1 and at most 3 topics via the select boxes below.

### Basic information

Are you the author of this paper? \*

- Yes, I am the author.  
 No, I am submitting for another author.

Paper title \*

Subtitle \*

Form of presentation \*

### Paper topic

Main Topic

Further topics

Vita (max. 1000 characters) \*

Projektleitung ESE Kongress

Photo, square format, 400x400 px. The photo must comply with this spec to guarantee proper presentation.

Select file

Usage right, copyright \*

*I have read and acknowledge the legal notes on usage rights and copyrights (see box above).*

When choosing "Other topic", please specify your topic below:

Provisions \*

*Details on required equipment and room setup*

Limitations \*

*E.g. maximum number of attendees*

Continue

## PLEASE DESCRIBE YOUR PRESENTATION/SEMINAR IN THE FIELDS BELOW.

---

You have a total of 3.000 characters max. (including blanks) to this end. We recommend you to prepare the texts and verify the number of characters in advance before completing the fields.

Presentation language \*

Target group \*

*Whom does the presentation/seminar address?*

Required knowledge \*

*What knowledge should the attendees have to be able to follow your session?*

---

Overview and summaries \*

*What is the session mainly about?*

Methodology of the presentation/seminar \*

*How will you impart the content? E.g. project example, method explanations, practical demo, video, discussion, roleplay, ...*

Benefit \*

*What is the benefit for the target group? E.g. new method, tips for ..., experience in ..., solution to ..., know-how regarding ...*




Save data and proceed

## Paper information


Please check the details of your submission here and finish the submission process.

<b>Paper title</b>	Test Paper Title 1
<b>Paper ID</b>	106628
<b>Submitted by</b>	Sabine Pagler
<b>Form of presentation</b>	presentation 40 minutes
<b>Topics</b>	Leadership, People, Team
<b>Details</b>	<a href="#">View abstract</a>

### Author details

<i>Pagler, Sabine</i> <sup>1</sup> <span>Presenter</span>	  
s.pagler@microconsult.com	
<sup>1</sup> MicroConsult GmbH	

[Add author](#)

 Thanks for your submission. Please remember that your participation as speaker also requires submission of a paper for the conference proceedings. Make sure it is in line with the guidelines given on the event website.

[Complete & Submit](#)